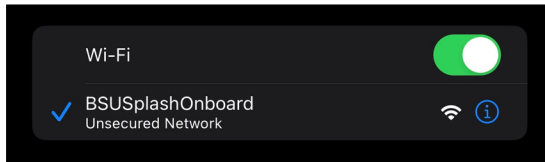


# Housing Wi-Fi

Onboarding can be done on a mobile device or PC.

## Step 1:

Connect your device to the "BSUSplashOnboard" network.



## Step 2:

You will be redirected to an onboarding splash page. Complete the required steps. If you are not redirected, ensure you are connected to "BSUSplashOnboard", open the internet browser on your device and go to the following link and complete step 2.

<https://bluefield.campuswifi.net/accounts/Bluefield/device>  
See Figure A

## Step 3:

Once your information has been authenticated, you will be on your personal onboarding page. Press the "generate password" button.

Red arrow - Figure B

## Step 4:

Use the copy button or make a note of your generated password.

Green arrow - Figure B

## Step 5:

Return to the Wi-Fi settings on your device and connect to the "BSUSplashAccess" network using your **generated password**.


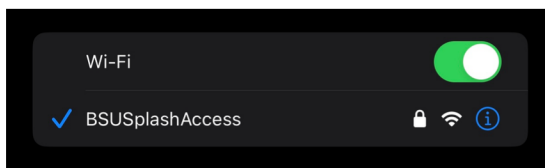


Figure A

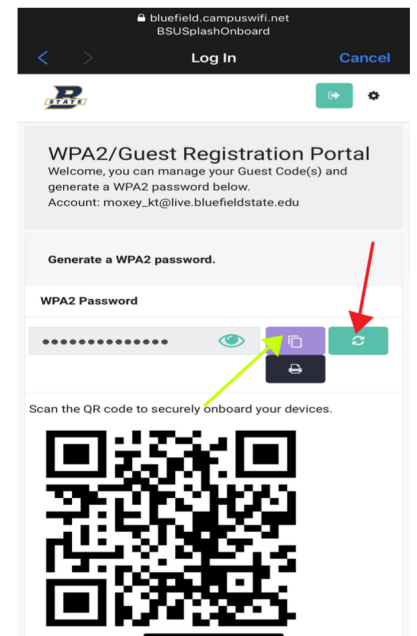



Figure B

For assistance with your login information or network connectivity, please call the Helpdesk:

 304 - 327 - 4090